

TEXAS / WESTERN FY 2010 STATISTICS



ALBERT ARMENDARIZ, SR. UNITED STATES COURTHOUSE
EL PASO, TEXAS

HON. FRED BIERY
CHIEF UNITED STATES DISTRICT JUDGE

***FISCAL YEAR 2010
DISTRICT COURT STATISTICS***



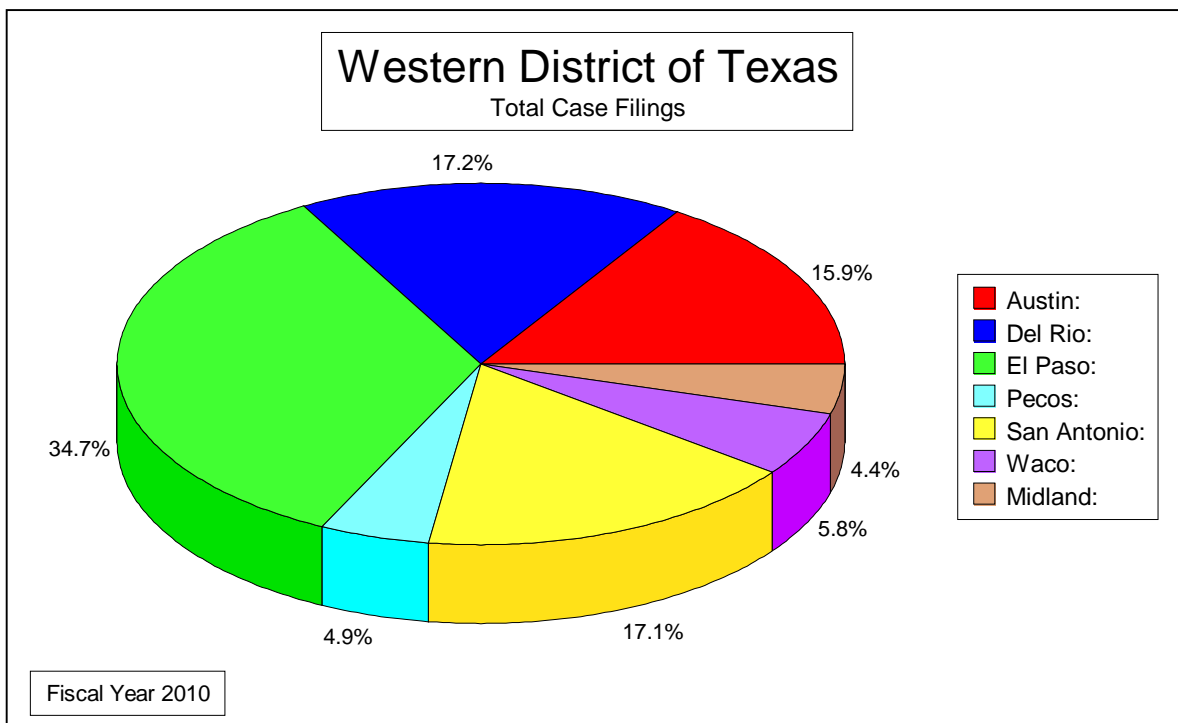
Total Case Filings - Pie Chart 1
Civil Case Filings - Pie Chart 2
Criminal Case Filings - Pie Chart 3
Criminal Defendants Filed - Pie Chart 4
Total Filings - TXWD - 10 Year Report 5
Civil Cases Filed - TXWD - 10 Year Report 6
Criminal Cases Filed - TXWD - 10 Year Report 7
Criminal Defendants Filed - TXWD - 10 Year Report 8

TOTAL CASE FILINGS

FY 2010

[OCTOBER 1, 2009 - SEPTEMBER 30, 2010]

DIVISION	Civil	Criminal	Total
Austin:	914	757	1671
Del Rio:	78	1728	1806
El Paso:	446	3194	3640
Pecos:	100	414	514
San Antonio:	986	804	1790
Waco:	333	277	610
Midland:	147	317	464
Total:	3004	7491	10495

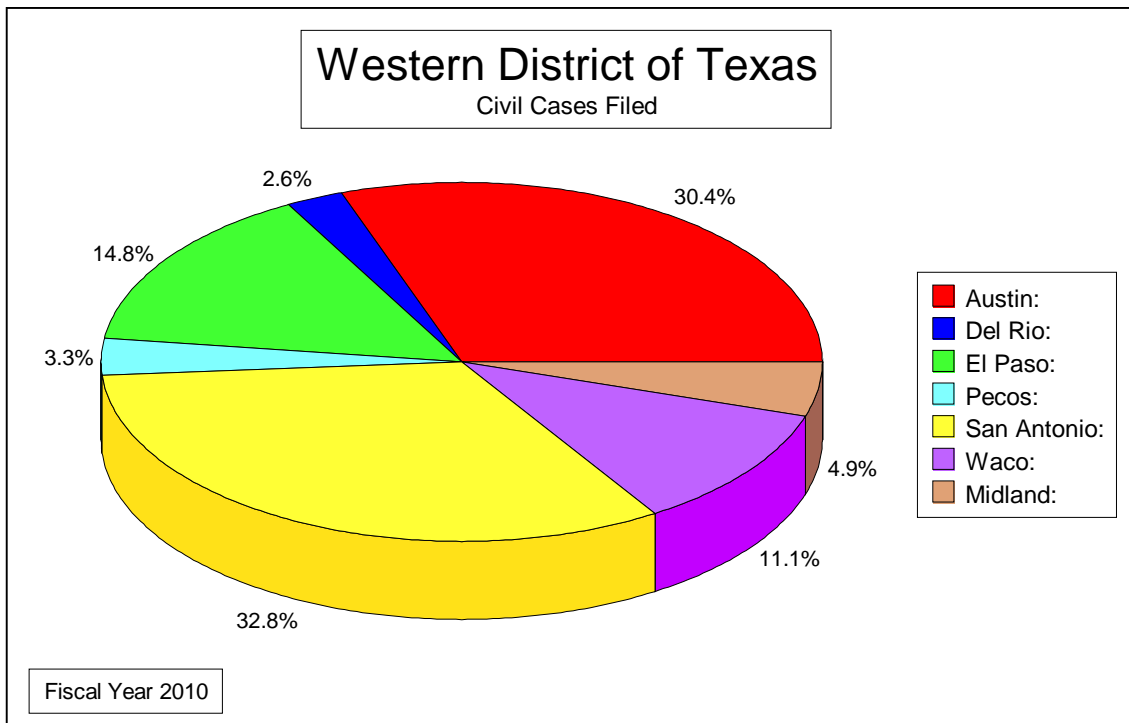


CIVIL CASE FILINGS

FY 2010

[OCTOBER 1, 2009 - SEPTEMBER 30, 2010]

DIVISION	Civil Cases Filed
Austin:	914
Del Rio:	78
El Paso:	446
Pecos:	100
San Antonio:	986
Waco:	333
Midland:	147
Total:	3004

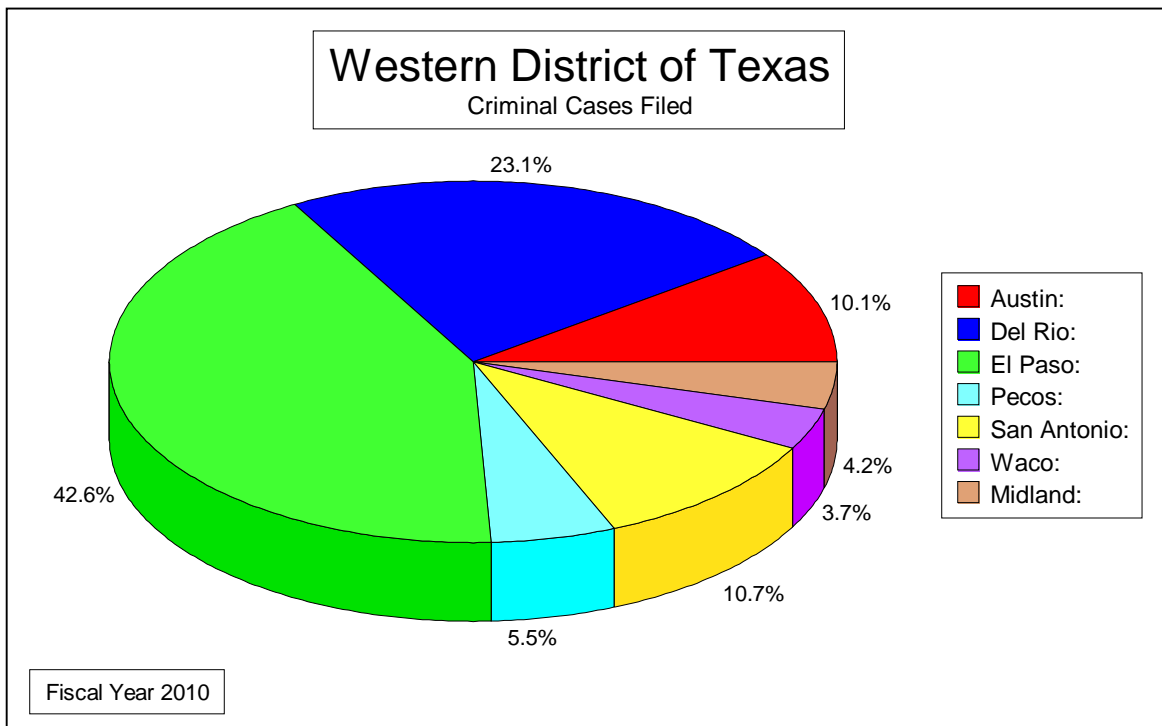


CRIMINAL CASE FILINGS

FY 2010

[OCTOBER 1, 2009 - SEPTEMBER 30, 2010]

DIVISION	Criminal Cases Filed
Austin:	757
Del Rio:	1728
El Paso:	3194
Pecos:	414
San Antonio:	804
Waco:	277
Midland:	317
Total:	7491

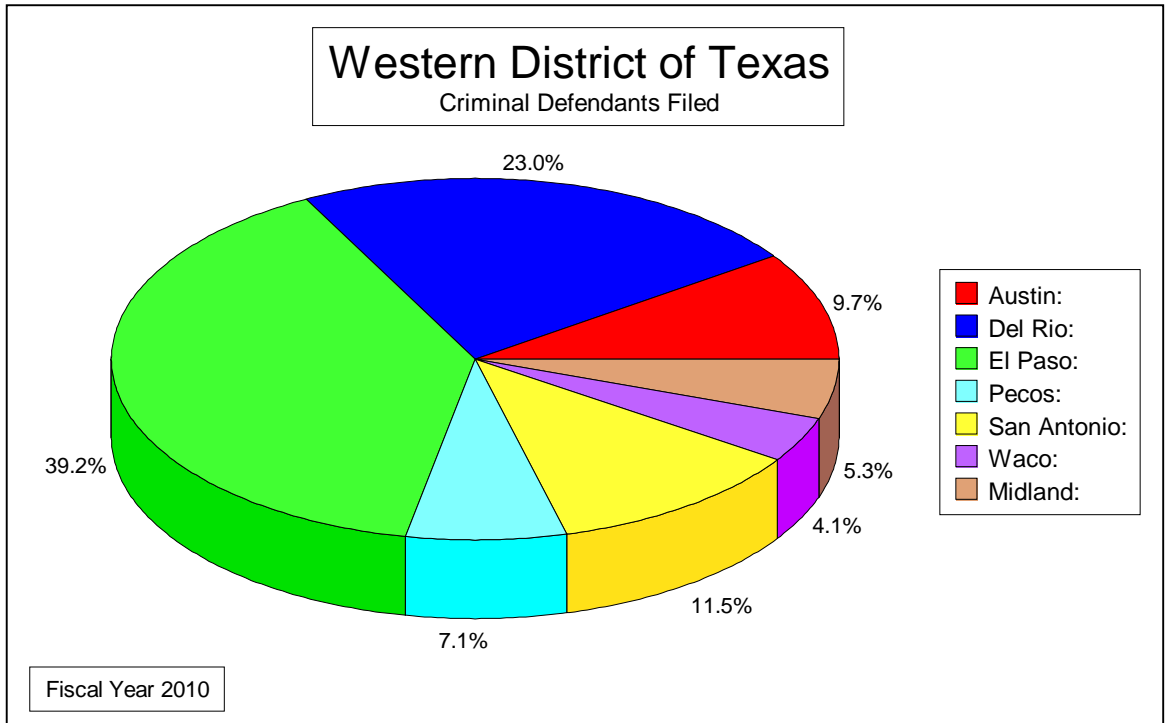


CRIMINAL DEFENDANTS FILED

FY 2010

[OCTOBER 1, 2009 - SEPTEMBER 30, 2010]

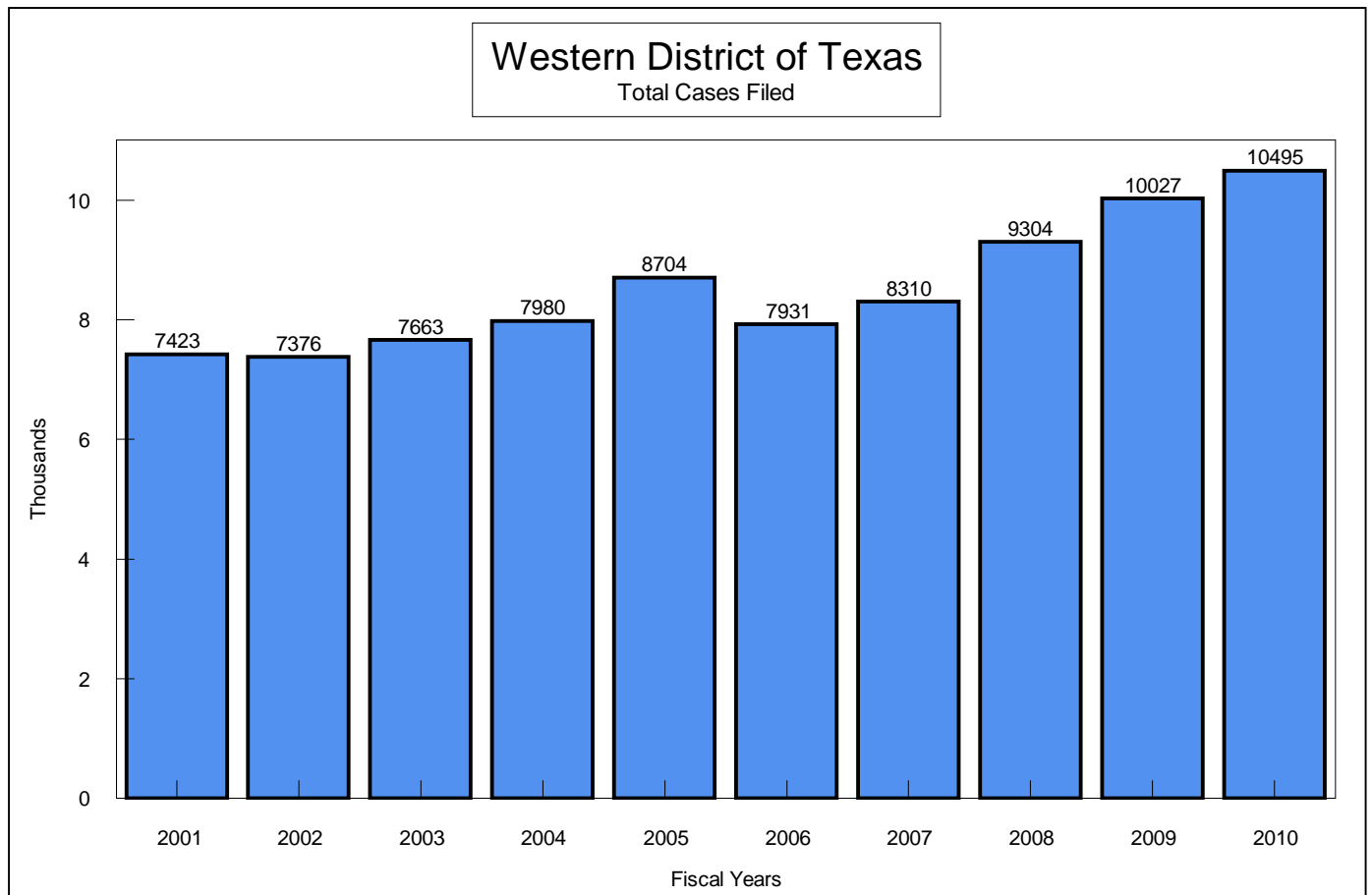
DIVISION	Criminal Defendants Filed
Austin:	873
Del Rio:	2067
El Paso:	3523
Pecos:	642
San Antonio:	1035
Waco:	365
Midland:	480
Total:	8985



TOTAL CASES FILED -- TEXAS WESTERN

Past 10 Fiscal Years

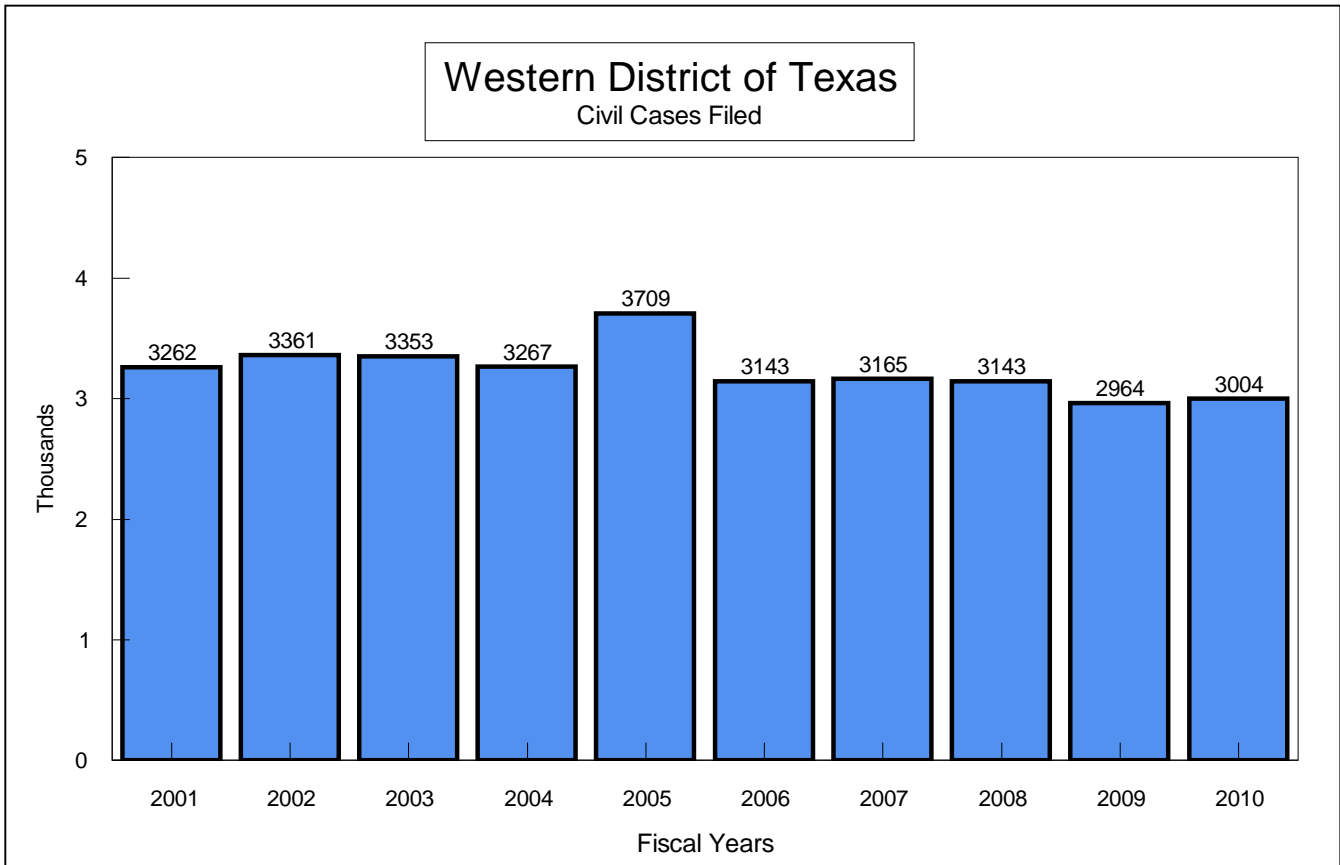
	2001	2002	2003	2004	2005	2006	2007	2008	2009	2010
Austin	1074	1101	1155	1114	1487	1229	1222	1333	1409	1671
Del Rio	747	760	892	1013	1113	1110	1011	1232	1514	1806
El Paso	2504	2552	2650	2880	3115	2887	3323	3846	3890	3640
Midland	300	284	322	369	378	366	331	389	444	464
Pecos	513	484	476	410	351	327	356	331	432	514
San Antonio	1813	1650	1616	1573	1635	1471	1481	1613	1802	1790
Waco	472	545	552	621	625	541	586	560	536	610
Total:	7423	7376	7663	7980	8704	7931	8310	9304	10027	10495
+/-		-47	287	317	724	-773	379	994	723	468
% Change		-1%	4%	4%	9%	-9%	5%	12%	8%	5%



CIVIL CASES FILED -- TEXAS WESTERN

Past 10 Fiscal Years

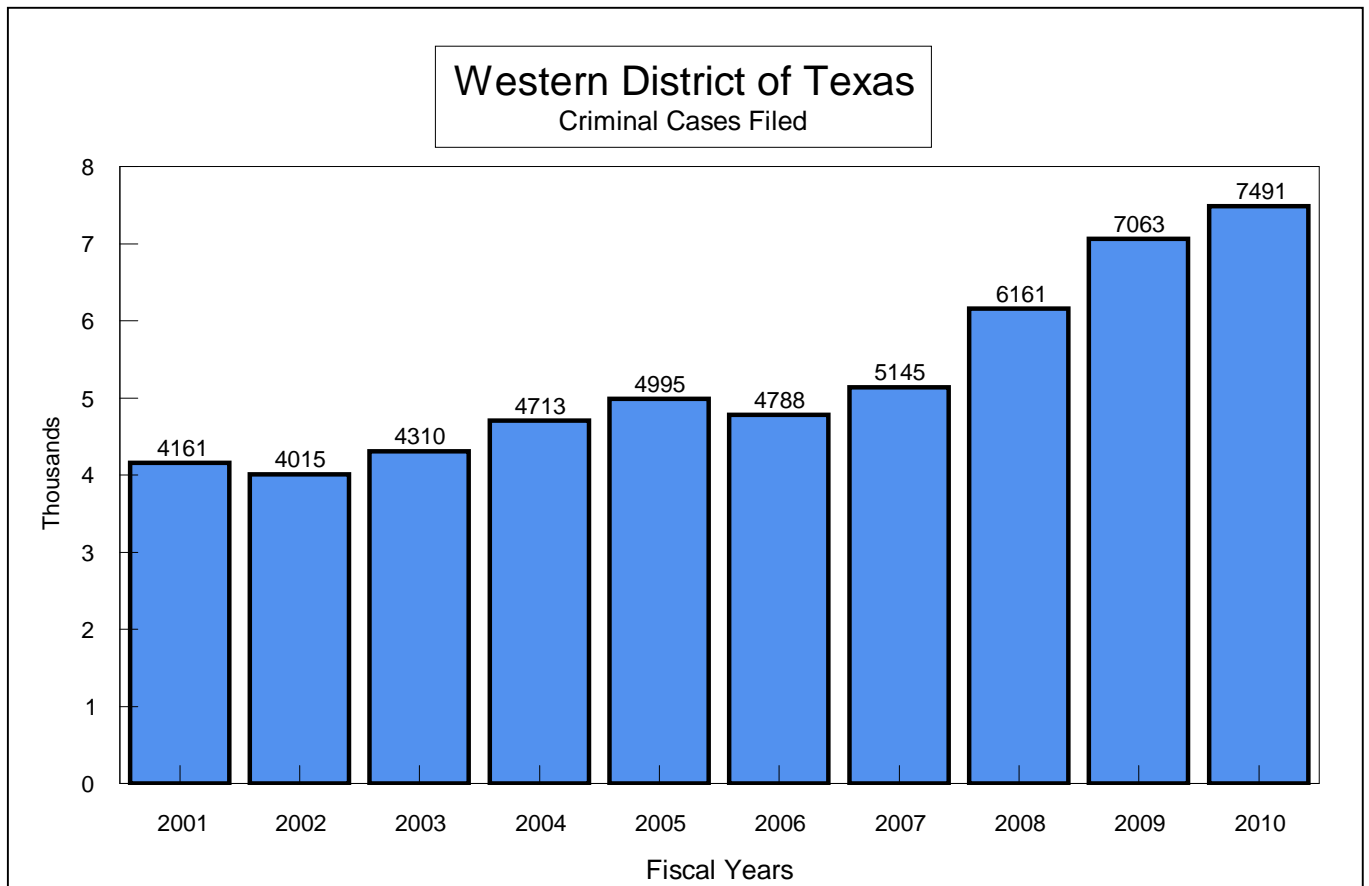
	2001	2002	2003	2004	2005	2006	2007	2008	2009	2010
Austin	830	858	878	876	1279	982	1017	968	902	914
Del Rio	84	73	78	85	86	86	72	81	72	78
El Paso	418	570	510	463	460	465	436	508	466	446
Midland	162	163	192	160	171	153	116	158	143	147
Pecos	58	93	126	105	108	70	73	43	52	100
San Antonio	1377	1212	1191	1150	1166	1033	1036	1009	1001	986
Waco	333	392	378	428	439	354	415	376	328	333
Total:	3262	3361	3353	3267	3709	3143	3165	3143	2964	3004
+/-		99	-8	-86	442	-566	22	-22	-179	40
% Change		3%	-0%	-3%	14%	-15%	1%	-1%	-6%	1%



CRIMINAL CASES FILED -- TEXAS WESTERN

Past 10 Fiscal Years

	2001	2002	2003	2004	2005	2006	2007	2008	2009	2010
Austin	244	243	277	238	208	247	205	365	507	757
Del Rio	663	687	814	928	1027	1024	939	1151	1442	1728
El Paso	2086	1982	2140	2417	2655	2422	2887	3338	3424	3194
Midland	138	121	130	209	207	213	215	231	301	317
Pecos	455	391	350	305	243	257	283	288	380	414
San Antonio	436	438	425	423	469	438	445	604	801	804
Waco	139	153	174	193	186	187	171	184	208	277
Total:	4161	4015	4310	4713	4995	4788	5145	6161	7063	7491
+/-		-146	295	403	282	-207	357	1016	902	428
% Change		-4%	7%	9%	6%	-4%	7%	20%	15%	6%



CRIMINAL DEFENDANTS FILED -- TEXAS WESTERN

Past 10 Fiscal Years

	2001	2002	2003	2004	2005	2006	2007	2008	2009	2010
Austin	308	286	359	296	296	357	300	535	624	873
Del Rio	913	899	1093	1073	1192	1202	1175	1396	1664	2067
El Paso	2484	2329	2450	2868	3037	2773	3249	3667	3735	3523
Midland	257	172	197	323	321	352	309	386	453	480
Pecos	608	604	522	442	354	427	406	394	486	642
San Antonio	705	645	680	674	699	610	686	868	988	1035
Waco	222	239	314	290	303	263	220	253	286	365
Total:	5497	5174	5615	5966	6202	5984	6345	7499	8236	8985
+/-		-323	441	351	236	-218	361	1154	737	749
% Change		-6%	9%	6%	4%	-4%	6%	18%	10%	9%

